



UCPB Cash Management Fund (UCMF)
KEY INFORMATION AND INVESTMENT DISCLOSURE STATEMENT
 For the Quarter Ended September 30, 2015

FUND FACTS

Classification: Money Market	Net Asset Value Per Unit (NAVPU): 1.252479818
Launch Date: November 17, 2006	Total Fund NAV: Php 1,765,662,755.23
Minimum Investment: Php 10,000.00	Dealing Day: On any banking day up to 1:30 p.m.
Additional Investment: Php 5,000.00 and in multiples of Php 1,000.00	Redemption Settlement: One (1) banking day after receipt by TBG of redemption notice
Minimum Holding Period: 30 Calendar Days	Early Redemption Charge: 5% of the total amount redeemed

FEES*

Trustee Fees: 0.2500% p.a Trustee: UCPB Acting Through Its Trust Banking Group (TBG)	Custodian Fees: 0.00% Custodian: Deutsche Bank AG Manila & Philippine Depository & Trust Corp.	External Auditor Fees: 0.0014% External Auditor: Manabat Sanagustin & Company	Other Fees: None
---	---	--	------------------

*As a percentage of average daily NAV for the month valued at PhP 1,367,052,245.44

INVESTMENT OBJECTIVE AND STRATEGY

UCMF seeks to prevent loss of principal at all times by investing in deposits in local banks. It also aims to surpass its benchmark which is the HSBC Money Market Index. This should not be construed, however, as a guarantee of yield.

CLIENT SUITABILITY

A client profiling process should be performed prior to participating in the Fund to guide the prospective investor if the Fund is suited to his/her/their investment objective and risk tolerance. Clients are advised to read the Declaration of Trust/Plan Rules of the Fund, which may be obtained from the Trustee, before deciding to invest.

- the UCMF is suitable only for investors who:
 - have a risk profile of conservative based on the results of the accomplished Client Suitability Assessment Form;
 - has an investment perspective which is short term in nature and willing to put all his/her/their money only in time deposits;
 - are willing to forego the higher long term returns generated by riskier investment; and
 - understands the risks of investing in products which are non-deposit, non-bank and with no recourse to the Bank.


KEY RISKS AND RISK MANAGEMENT

You should not invest in this Fund if you do not understand or are not comfortable with the accompanying risks.

- Credit Risk/Default Risk. This is the possibility for an investor to experience losses due to a deposit issuer's failure to pay principal and/or interest in a timely manner on deposit instruments.
- Liquidity Risk. This is the possibility for an investor to experience losses due to the inability to sell or convert assets into cash immediately or in instances where conversion to cash is possible but at a loss.
- Reinvestment Risk. This is associated with the possibility of having lower returns or earnings when maturing funds or the interest earnings of the funds are reinvested.

TBG strictly adheres to the investment outlets as stated in the Fund's Declaration of Trust. Exposure limits and asset allocation is closely monitored on a regular basis. All counterparties and investment outlets underwent thorough evaluation and accreditation in accordance with the Trust Manual of Operations, Policies and Guidelines.

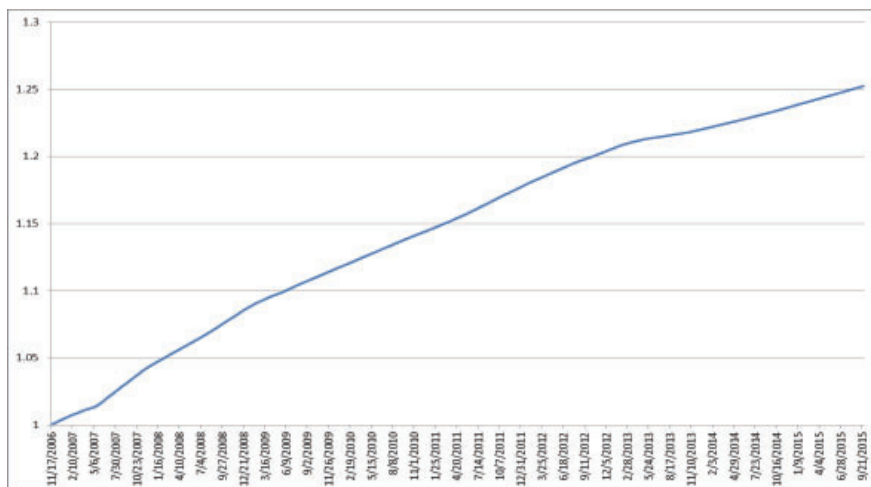
- **THE UITF IS NOT A DEPOSIT AND IS NOT INSURED BY THE PHILIPPINE DEPOSIT INSURANCE CORPORATION (PDIC)**
- **RETURNS CANNOT BE GUARANTEED AND HISTORICAL NAVPU IS FOR ILLUSTRATION OF NAVPU MOVEMENTS AND FLUCTUATIONS ONLY**
- **WHEN REDEEMING, THE PROCEEDS MAY BE WORTH LESS THAN THE ORIGINAL INVESTMENT AND ANY LOSSES WILL BE SOLELY FOR THE ACCOUNT OF THE CLIENT**
- **THE TRUSTEE IS NOT LIABLE FOR ANY LOSS UNLESS UPON WILLFUL DEFAULT, BAD FAITH OR GROSS NEGLIGENCE**

	Talin Cruz (02) 811-9214	Rica Calderon (02) 811-9520	Elena Hong (02) 811-9597
	Marilyn Pabustan-Perion (02) 811-9512	Abby Romasanta (02) 811-9542	Min Sarmiento (02) 811-9515

FUND PERFORMANCE AND STATISTICS AS OF SEPTEMBER 30, 2015

(purely for reference purposes and is not a guarantee of future results)

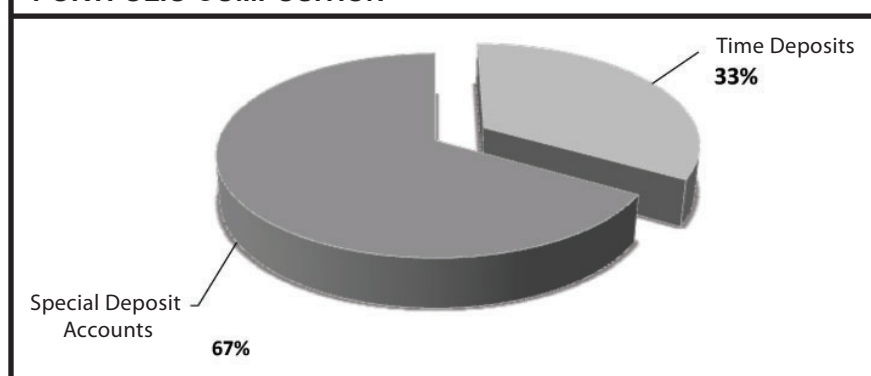
NAVPU Graph



CUMULATIVE PERFORMANCE (%)

Period	1 Mo	3 Mos	6 Mos	1 Yr	3 Yrs	5 Yrs	YTD
Fund	0.14%	0.40%	0.79%	1.57%	4.48%	10.02%	1.18%
Benchmark	-0.39%	-0.06%	0.49%	1.37%	3.12%	9.04%	1.31%

PORTFOLIO COMPOSITION



NAVPU OVER THE PAST 12 MONTHS

Highest	1.252479818
Lowest	1.231702513

STATISTICS

Weighted Ave. Duration	N/A
Volatility, Past 1 Year*	0.07%
Sharpe Ratio**	0.01%
Information Ratio***	N/A

* Volatility measures the degree to which the Fund fluctuates vis-à-vis its average return over a period of time.

** Sharpe Ratio is used to characterize how well the return of a Fund compensates the investor for the level of risk taken. The higher the number, the better.

*** Information Ratio measures reward-to-risk efficiency of the portfolio relative to the benchmark. The higher the number, the higher the reward per unit of risk.

TOP TEN HOLDINGS (%)

BSP - SDA Placements	67%
Time Deposits	33%
Total	100%

OTHER DISCLOSURES

RELATED PARTY TRANSACTION

The Fund has deposits with the Bank Proper and with UCPB Savings Bank, a wholly-owned subsidiary of the Bank, amounting to P1.52mn and P193.84mn, respectively, which were approved by the Board of Directors. Likewise, all related parties transactions are conducted on an arm's length basis.

OUTLOOK AND STRATEGY

The country's inflation rate is now at its lowest level in August at 0.6% from 0.8% in July on lower oil, food and energy prices. The average inflation for the 1st eight months is now at 1.70%, below the government's forecast range of between 2% - 4%. The BSP noted that even if the inflation is below their target range, the risk is on the upside on account of El Niño.

Despite a very benign inflation environment, the BSP remained unmoved and kept its key rates unchanged. The BSP believes that there is ample liquidity and domestic demand remains firm. The recent decision of the BSP also took into consideration uncertainties in the financial markets on account of weak global prospects.

Other macro indicators remain favorable. Personal remittances from Overseas Filipinos amounted to USD2.3 billion in July 2015, higher by 0.5% compared to the same period a year ago. For the 1st seven months, personal remittances have reached USD15.7 billion, 4.6% higher yoy. Despite a slowdown in recent months, growth is expected to accelerate led by higher government spending and investments.

The UCMF continues to provide attractive returns to investors. As of end September, its annualized net return is 1.56%, better compared to an ordinary time deposit.