



UCPB Philippine Index Equity Fund (UPIEF)
KEY INFORMATION AND INVESTMENT DISCLOSURE STATEMENT
 For the Quarter Ended December 31, 2015

FUND FACTS

Classification: Equity	Net Asset Value Per Unit (NAVPU): 0.988159142
Launch Date: September 30, 2015	Total Fund NAV: PhP 55,097,708.72
Minimum Investment: PhP 10,000.00	Dealing Day: On any banking day up to 1:30 p.m.
Additional Investment: PhP 5,000.00 and in multiples of PhP 1,000.00	Redemption Settlement: Three (3) banking days after receipt by TBG of redemption notice
Minimum Holding Period: 30 calendar days	Early Redemption Charge: 5% of the total amount redeemed

FEES*

Trustee Fees: 0.7500% p.a Trustee: UCPB Acting Through Its Trust Banking Group (TBG)	Custodian Fees: 0.00% Custodian: Deutsche Bank AG Manila & Philippine Depository & Trust Corp.	External Auditor Fees: 0.0068% External Auditor: Manabat Sanagustin & Company	Other Fees: None
---	---	--	------------------

*As a percentage of average daily NAV for the month valued at PhP 39,299,252.02

INVESTMENT OBJECTIVE AND STRATEGY

The UPIEF seeks to provide long-term growth of capital by investing in the equity components of the Philippine Stock Exchange Composite Index (PSEi). The Fund also seeks to closely track the performance of the PSEi. This should not be construed, however, as a guarantee of yield.

CLIENT SUITABILITY

A client profiling process should be performed prior to participating in the Fund to guide the prospective investor if the Fund is suited to his/her/their investment objective and risk tolerance. Clients are advised to read the Declaration of Trust/Plan Rules of the Fund, which may be obtained from the Trustee, before deciding to invest.

- the UPIEF is suitable only for investors who:
 - have a risk profile of aggressive based on the results of the accomplished Client Suitability Assessment Form;
 - are willing to dedicate a small portion of their portfolio, preferably excess funds, for a medium to long term perspective with a high level of return and corresponding risk on an equity portfolio; and
 - understands the significance of fluctuating unit prices and that any income/ loss arising from market volatilities and price fluctuations is for the client's account.


KEY RISKS AND RISK MANAGEMENT

You should not invest in this Fund if you do not understand or are not comfortable with the accompanying risks.

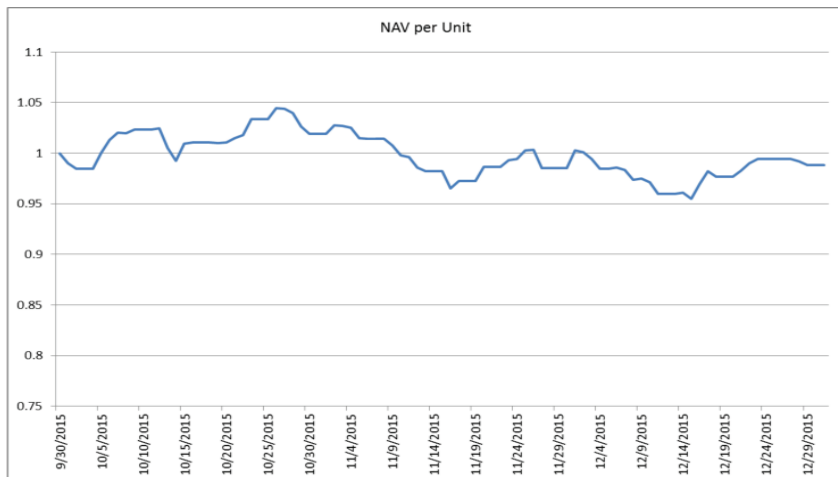
- Interest Rate Risk. This is the possibility for an investor to experience losses due to changes in interest rates.
- Market/Price Risk. This is the possibility for an investor to experience losses due to changes in market prices of securities (i.e., equities).
- Credit Risk/Default Risk. This is the possibility for an investor to experience losses due to a borrower's failure to pay principal and/or interest in a timely manner on instruments such as bonds, loans, or other forms of security which the borrower issued.
- Liquidity Risk. This is the possibility for an investor to experience losses due to the inability to sell or convert assets into cash immediately or in instances where conversion to cash is possible but at a loss.
- Reinvestment Risk. This is associated with the possibility of having lower returns or earnings when maturing funds or the interest earnings of the funds are reinvested.

TBG strictly adheres to the investment outlets as stated in the Fund's Declaration of Trust. Exposure limits and asset allocation is closely monitored on a regular basis. All counterparties and investment outlets underwent thorough evaluation and accreditation in accordance with the Trust Manual of Operations, Policies and Guidelines.

- **THE UITF IS NOT A DEPOSIT AND IS NOT INSURED BY THE PHILIPPINE DEPOSIT INSURANCE CORPORATION (PDIC)**
- **RETURNS CANNOT BE GUARANTEED AND HISTORICAL NAVPU IS FOR ILLUSTRATION OF NAVPU MOVEMENTS AND FLUCTUATIONS ONLY**
- **WHEN REDEEMING, THE PROCEEDS MAY BE WORTH LESS THAN THE ORIGINAL INVESTMENT AND ANY LOSSES WILL BE SOLELY FOR THE ACCOUNT OF THE CLIENT**
- **THE TRUSTEE IS NOT LIABLE FOR ANY LOSS UNLESS UPON WILLFUL DEFAULT, BAD FAITH OR GROSS NEGLIGENCE**

	Talin Cruz (02) 811-9214	Rica Calderon (02) 811-9520	Elena Hong (02) 811-9597
	Marilyn Pabustan-Perion (02) 811-9512	Nadia Gaetos (02) 811-9515	Cristine Lim (082) 227-4941

FUND PERFORMANCE AND STATISTICS AS OF DECEMBER 31, 2015
(purely for reference purposes and is not a guarantee of future results)



NAVPU OVER THE PAST 12 MONTHS

Highest	1.044252069
Lowest	0.955155345

STATISTICS

Weighted Ave. Duration	N/A
Volatility, Past 1 Year*	14.49%
Sharpe Ratio**	0.03%
Information Ratio***	0.01%

* Volatility measures the degree to which the Fund fluctuates vis-à-vis its average return over a period of time.

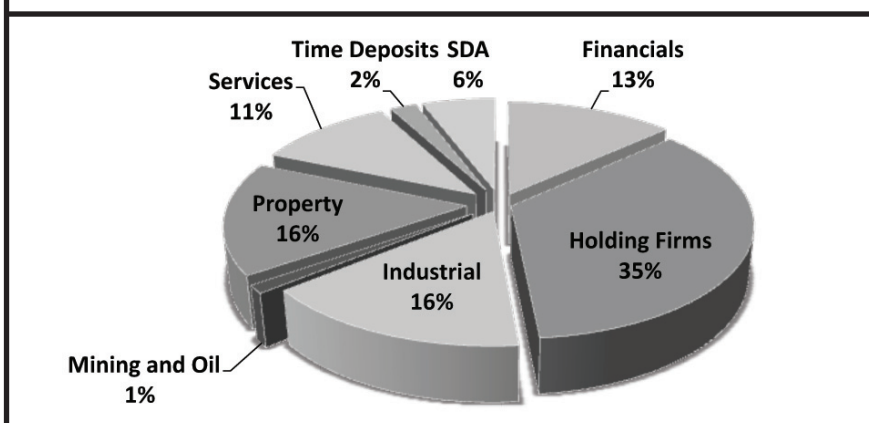
** Sharpe Ratio is used to characterize how well the return of a Fund compensates the investor for the level of risk taken. The higher the number, the better.

*** Information Ratio measures reward-to-risk efficiency of the portfolio relative to the benchmark. The higher the number, the higher the reward per unit of risk.

CUMULATIVE PERFORMANCE (%)

Period	1 Mo	3 Mos	6 Mos	1 Yr	3 Yrs	5 Yrs	YTD
Fund	0.28%	N/A	N/A	N/A	N/A	N/A	-1.18%
Benchmark	0.34%	N/A	N/A	N/A	N/A	N/A	0.78%

PORTFOLIO COMPOSITION



TOP TEN HOLDINGS (%)

SM Investment Corporation	9%
Ayala Land, Inc.	8%
PLDT	7%
SM Prime Holdins, Inc.	6%
JG Summit Holdings, Inc.	6%
Ayala Corporation	6%
Universal Robina Corporation	5%
BDO Unibank, Inc.	5%
Bank of the Philippine Islands	5%
Aboitiz Equity Ventures, Inc.	4%
Total	61%

OTHER DISCLOSURES

RELATED PARTY TRANSACTIONS

The Fund has deposits with the Bank Proper amounting to P321k which was approved by the Board of Directors. Likewise, all related parties transactions are conducted on an arm's length basis.

OUTLOOK AND STRATEGY

PSEi inched up in December ending the year at 6,952 or 3.8% below the 2014 level. To recap, the PSEi rose to an all-time high of 8,127 in April only to reverse direction a few months after on renewed concerns over Greece's debt, a slowdown in China and uncertainty arising from the looming Fed rate hike. These resulted to substantial outflows from emerging markets like the Philippines. On the local front, slower economic growth and uninspiring corporate earnings contributed to the lack of conviction amongst investors. Foreign equity funds were net sellers during the year resulting to an outflow of USD1.2 bn.

The US Federal Reserve finally raised its federal funds target rate to 0.25%- 0.5% from zero -0.25% previously. The Federal Open Market Committee (FOMC) noted that further rate increases will be gradual and will follow the pace of the economy. The FOMC expects the fed funds target rate to rise toward 1.5% and 2.5% by the end of 2016 and 2017, respectively.

Financial markets continue to face strong headwinds from rising U.S. interest rates, strong US dollar, global slowdown and the May Presidential elections. These could create continued volatility and uncertainty in the near term.